

# HOW TO PAY FOR PARKING

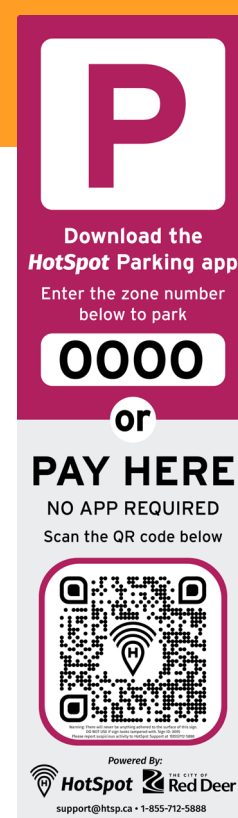
## THERE ARE 3 OPTIONS



### 1 PAY STATION

Use the nearest pay station to pay for your parking using coins, card or contactless payment.


- You will need your **licence plate** number and **parking zone** number.
- You **do not** have to place a receipt in your vehicle, but we suggest keeping it as proof of payment.
- Parking sessions initiated at a pay station cannot be extended or refunded. These features are only available with the app.
- **Follow the prompts on the screen before making payment.**



### 2 FAST TAP SIGN

Scan the QR code on the nearest fast tap sign using the built-in camera on your phone. Do not use a third-party app or QR reader.

- You will need your licence plate number.
- Parking sessions initiated at a fast tap sign cannot be extended or refunded. These features are only available with the app.
- **You will be directed to the HotSpot website, [hotspotparking.com](http://hotspotparking.com) to complete payment.**

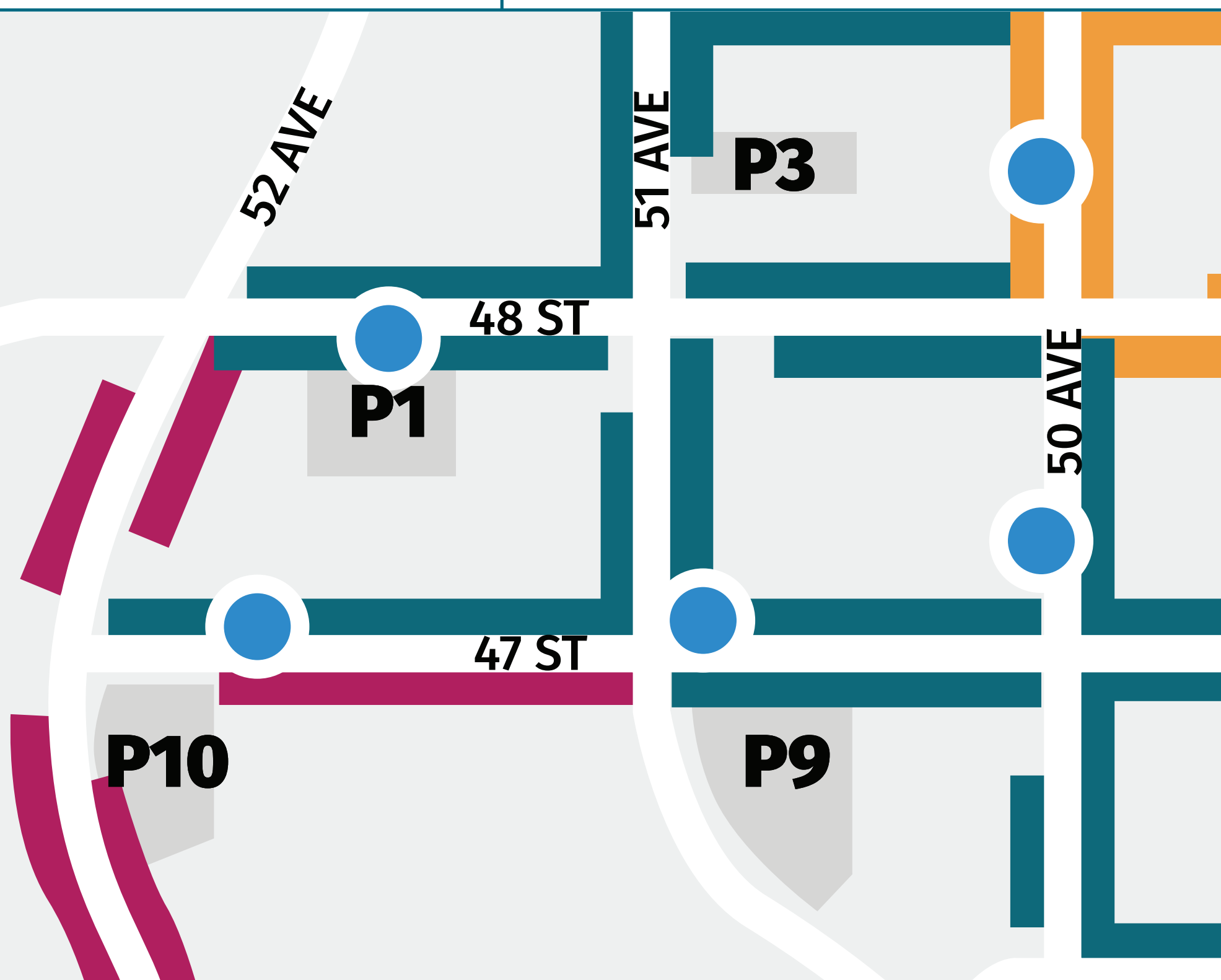


### 3 HOTSPOT MOBILE APP

Download the app for free on your mobile device and set up an account.

With the app you can:

- Pay for parking with your phone
- Extend parking sessions remotely
- Avoid tickets with auto alerts
- Find available parking using a real-time map
- Save money by refunding unused time



← **Locate your nearest pay station**

### Need help?

City of Red Deer  
[reddeer.ca/Parking](http://reddeer.ca/Parking)  
City Hall, Main Floor  
403-342-8185  
[cityparking@reddeer.ca](mailto:cityparking@reddeer.ca)

HotSpot  
1-855-712-5888  
[support@htsp.ca](mailto:support@htsp.ca)