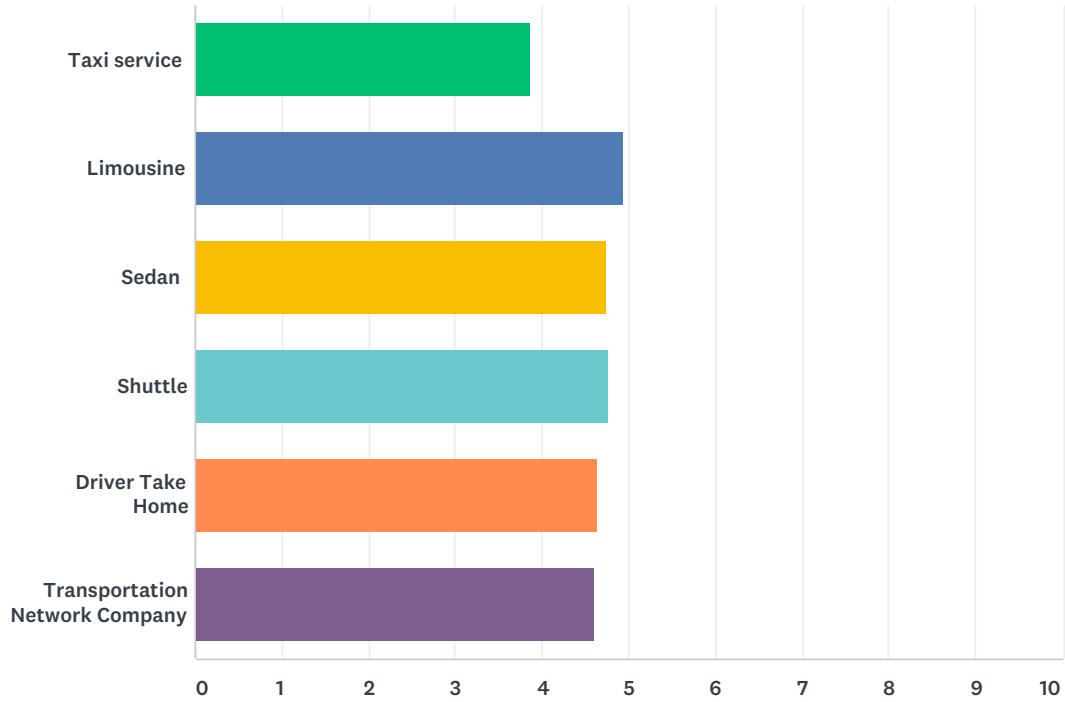


## Vehicles for Hire

### Q1 How often do you use each of the following vehicles for hire -

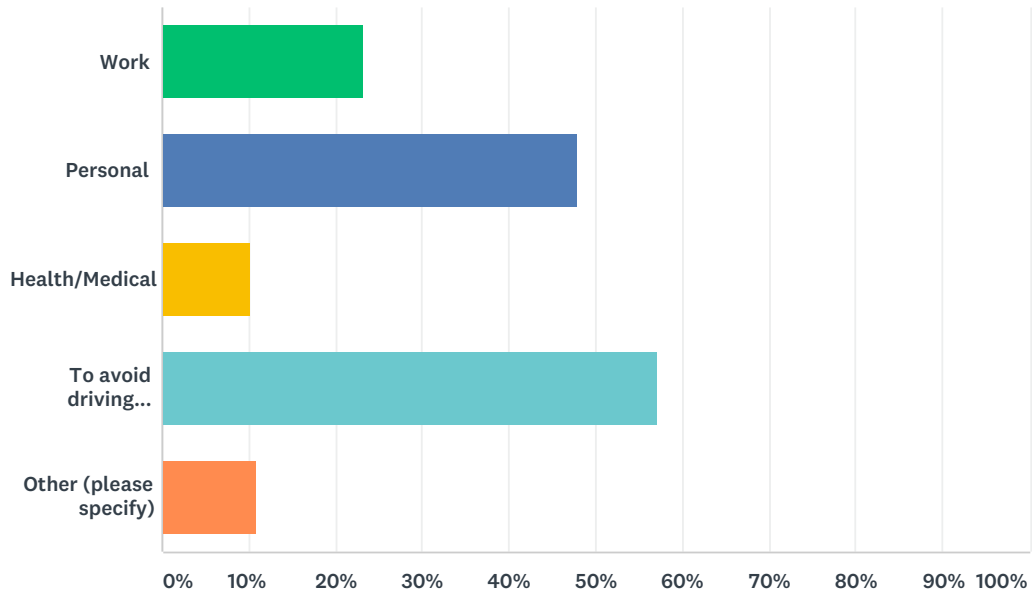
Answered: 332 Skipped: 4



	DAILY	ONCE A WEEK	ONCE EVERY 2 WEEKS	ONCE A MONTH	NEVER	TOTAL	WEIGHTED AVERAGE
Taxi service	6.69% 22	8.81% 29	7.60% 25	45.29% 149	31.61% 104	329	3.86
Limousine	0.33% 1	0.33% 1	0.00% 0	4.95% 15	94.39% 286	303	4.93
Sedan	2.97% 9	0.99% 3	0.66% 2	9.24% 28	86.14% 261	303	4.75
Shuttle	0.65% 2	0.65% 2	1.30% 4	16.29% 50	81.11% 249	307	4.77
Driver Take Home	1.30% 4	0.97% 3	3.25% 10	21.43% 66	73.05% 225	308	4.64
Transportation Network Company	4.26% 13	2.62% 8	2.30% 7	9.84% 30	80.98% 247	305	4.61

## Q2 Why do you engage in these services?

Answered: 319 Skipped: 17

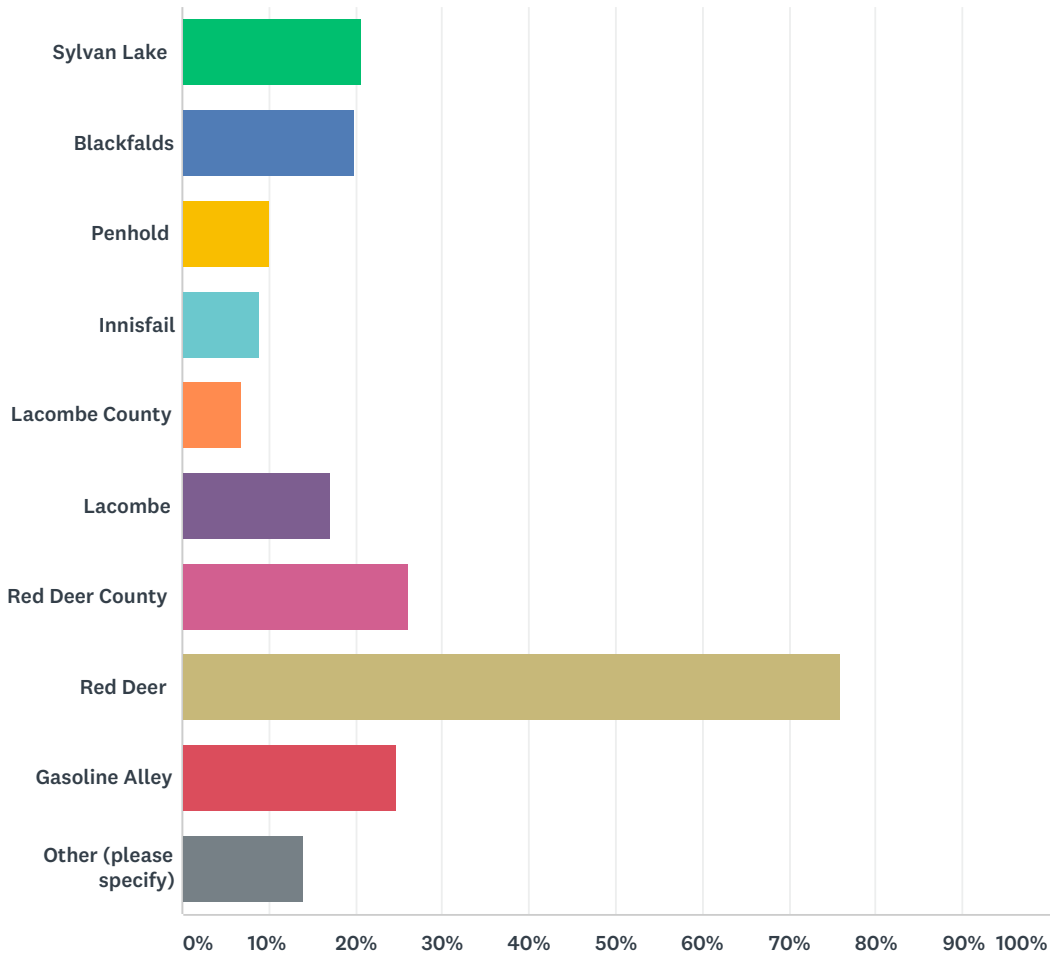


ANSWER CHOICES	RESPONSES	
Work	23.20%	74
Personal	47.96%	153
Health/Medical	10.34%	33
To avoid driving impaired	57.05%	182
Other (please specify)	10.97%	35
Total Respondents: 319		

Vehicles for Hire

Q3 Do you use these services to travel between different communities in the region? Choose all that apply.

Answered: 291 Skipped: 45



ANSWER CHOICES	RESPONSES	
Sylvan Lake	20.62%	60
Blackfalds	19.93%	58
Penhold	9.97%	29
Innisfail	8.93%	26
Lacombe County	6.87%	20
Lacombe	17.18%	50
Red Deer County	26.12%	76
Red Deer	75.95%	221
Gasoline Alley	24.74%	72
Other (please specify)	14.09%	41

## Vehicles for Hire

Total Respondents: 291

Q4 Is there anything you would like to add in regards to vehicles for hire?

Answered: 194 Skipped: 142