

COMMUNITY HOMELESSNESS REPORT SUMMARY

City of Red Deer
April 1, 2019 - March 31, 2021

COORDINATED ACCESS AND HOMELESSNESS MANAGEMENT INFORMATION SYSTEM (HMIS) SELF-ASSESSMENT

SUMMARY

The table below provides a summary of the work the community has done so far to implement Reaching Home's minimum requirements for Coordinated Access and an HMIS.

How many of the Reaching Home minimum requirements has the community:

Met	Started	Not yet started
17	0	1

SUMMARY COMMENT

Are there particular efforts and/or issues that you would like to highlight for this reporting period related to your community's work to achieve the Reaching Home minimum requirements? In particular, please describe your community's efforts to set-up or improve the Coordinated Access governance structure, including processes to ensure that policies and protocols, as approved by the governance group(s), are being implemented across the system as intended to achieve desired results.

As Everyone's Home – 5 Year Plan to End Homelessness closed in 2019, the City worked in partnership with community and government partners to develop the new Community Housing & Homelessness Integrated Plan (CHHIP). CHHIP captures key learnings from the last 10 years of research and action, combined with over 2,700 community voices. Five priority areas were identified: wrap around supports, truth and reconciliation, housing options, early intervention and coordination, communication and leadership.

The development of CHHIP allowed Red Deer to assess how the community responds to housing & homelessness needs. It recognized the importance of low barrier access to housing supports by reevaluating the number of Coordinated Entry access points. In April of 2020 the community moved from having one Coordinated Entry team, to three, including: Adult, Youth & Indigenous. Focusing on a "no wrong door" approach, while each entry point has a target population, each team from any of the three organizations can work with any client. This broadens the systems reach while increasing the likelihood of client connection. In turn, this altered the way that Coordinated Access takes place and allows the Coordinated Entry teams to cover more ground in terms of triaging clients through intake and assessment to Coordinated Access.

The City continues to work closely with the Urban Aboriginal Voices Society (UAVS). Specifically, The UAVS - Housing Domain, who is also utilizing CHHIP to help determine it's next steps. At the request of the Federal Government UAVS has provided direction on the Community Entity role for Red Deer. At this time The City of Red Deer has been recommended to continue in this role. With that being said, the following discussions are ongoing with the Indigenous community on a proposed path forward with The City of Red Deer and the allocated housing funding:

- 1) Indigenous Governance
- 2) Indigenous Housing Service Delivery Model
- 3) Indigenous Funding Allocation

COVID-19 delayed many of the conversations, but they are continuing virtually at this time. These conversations will take into consideration the recommendations from the CHHIP findings.

A Coordinated Access system must be backed with Housing Programs that have available capacity to serve clients within the community. In Red Deer there is an increased need for Permanent Supportive Housing. Shortly after the development of CHHIP, the community moved into a new funding cycle. Initially, the Community Housing Advisory Board's (CHAB) direction led to the funding of Housing & Homelessness programs meeting a range of 40% - 83% of the targets identified. This was largely a result of an anticipated decrease in the Provincial Outreach & Support Services Initiatives (OSSI) funding levels after the completion of CHHIP. Due to the pandemic, The City saw a return to original OSSI levels, and increases to Reaching Home. Based on this the actual funding levels for 2020/21 all targets were either met or exceeded with the exception of Permanent Supportive Housing (PSH). While PSH targets were not fulfilled in their entirety, CHAB and City Council utilized CHHIP to prioritize program funding and maximized available PSH spaces (identified by CHHIP as a priority area) and a 5% increase was realized. A new PSH program also launched in 2020. This new program is a result of a long-term dialogue between The City, Alberta Health Services and the Canadian Mental Health Association. The program integrates nursing support for the system's clients with acute mental health challenges. The intent is for this newly formed "Street Connect" team to provide broader support to other housing programs in the near future. (CHHIP Priority #1)

COMMUNITY-LEVEL DATA for 2019-2020

Based on the information provided in the Community Homelessness Report, the community does not have to report community-level data for 2019-2020.

What is the date range for available data from the List for this fiscal report?

- First date in reporting period:
- Last date in reporting period:

YYYY-MM-DD
YYYY-MM-DD

Complete the Population Groups table below using the date range indicated for this fiscal report.

Number of unique individuals (or households where not available) in each Priority Population Group who:

Priority Population Groups	Were homeless (Measures Cumulative Homelessness)	Were new to homelessness (Measures Inflow)	Returned to homelessness from housing (one or more times) (Measures Inflow)	Returned to homelessness from transitional status (one or more times) (Measures Inflow)	Returned to homelessness from unknown status (one or more times) (Measures Inflow)	State changed from inactive to active (one or more times) (Measures Inflow)
Overall homeless	0	0	0	0	0	0
Chronically homeless	0	0	0	0	0	0
Indigenous peoples	0	0	0	0	0	0
Priority Population Groups			Moved from homelessness to housing (one or more times) (Measures Outflow)	Status changed from homelessness to transitional (one or more times) (Measures Outflow)	Status changed from homelessness to unknown (one or more times) (Measures Outflow)	State changed from active to inactive (one or more times) (Measures Outflow)
Overall homeless			0	0	0	0
Chronically homeless			0	0	0	0
Indigenous peoples			0	0	0	0

Complete the Prior Living Situations table below for all individuals (or households where not available) that were homeless for the date range indicated for this fiscal report.

	Public Institutions	Transitional Housing	Permanent Housing	Unknown	Total
New to homelessness	0	0	0	0	0
Returned to homelessness	0	0	0	0	0
Total	0	0	0	0	0

COMMUNITY-LEVEL DATA for 2020-2021

What is the date range for available data from the List for this fiscal report?

- First date in reporting period:
- Last date in reporting period:

2020-04-01

2021-03-31

Complete the Population Groups table below using the date range indicated for this fiscal report.

Number of unique individuals (or households where not available) in each Priority Population Group who:						
Priority Population Groups	Were homeless (Measures Cumulative Homelessness)	Were new to homelessness (Measures Inflow)	Returned to homelessness from housing (one or more times) (Measures Inflow)	Returned to homelessness from transitional status (one or more times) (Measures Inflow)	Returned to homelessness from unknown status (one or more times) (Measures Inflow)	State changed from inactive to active (one or more times) (Measures Inflow)
Overall homeless	542	N/A	N/A	N/A	N/A	N/A
Chronically homeless	379	191	57	0	0	64
Indigenous peoples	125	56	20	0	N/A	23
Priority Population Groups			Moved from homelessness to housing (one or more times) (Measures Outflow)	Status changed from homelessness to transitional (one or more times) (Measures Outflow)	Status changed from homelessness to unknown (one or more times) (Measures Outflow)	State changed from active to inactive (one or more times) (Measures Outflow)
Overall homeless			N/A	N/A	N/A	N/A
Chronically homeless			133	0	N/A	170
Indigenous peoples			34	0	N/A	64

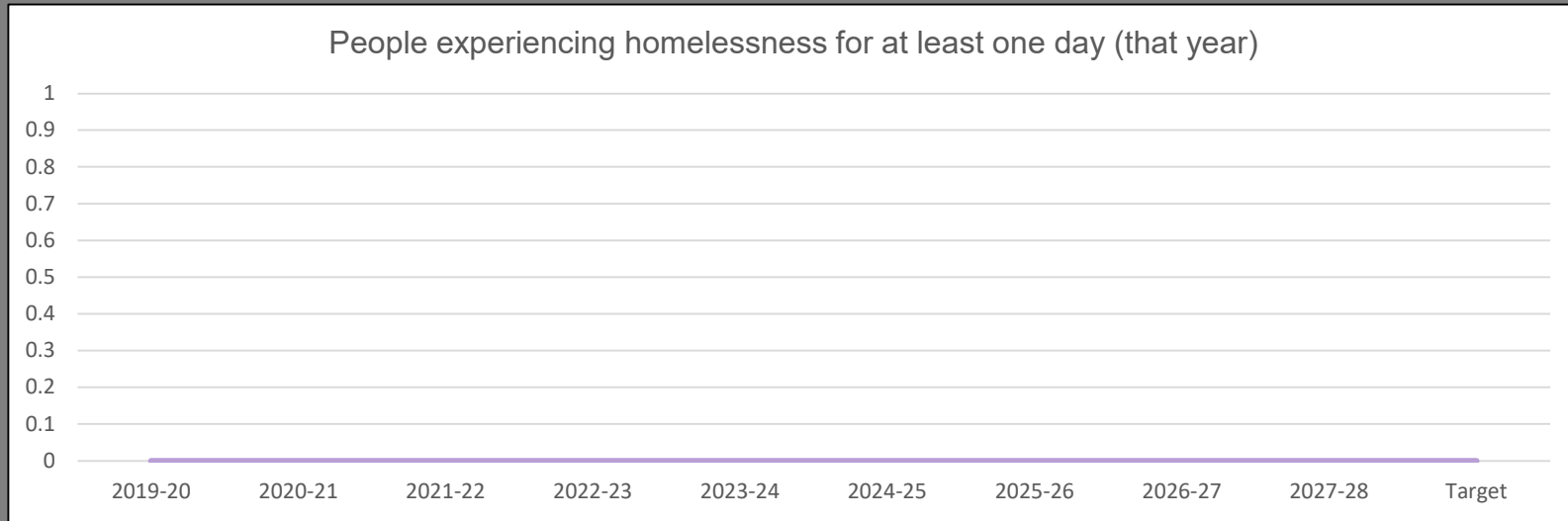
Complete the Prior Living Situations table below for all individuals (or households where not available) that were homeless for the date range indicated for this fiscal report.

	Public Institutions	Transitional Housing	Permanent Housing	Unknown	Total
New to homelessness	N/A	N/A	N/A	N/A	0
Returned to homelessness	N/A	N/A	N/A	N/A	0
Total	0	0	0	0	0

COMMUNITY-LEVEL RESULTS OUTCOMES - CORE OUTCOMES

Outcome # 1: Fewer people experience homelessness overall (homelessness is reduced overall)

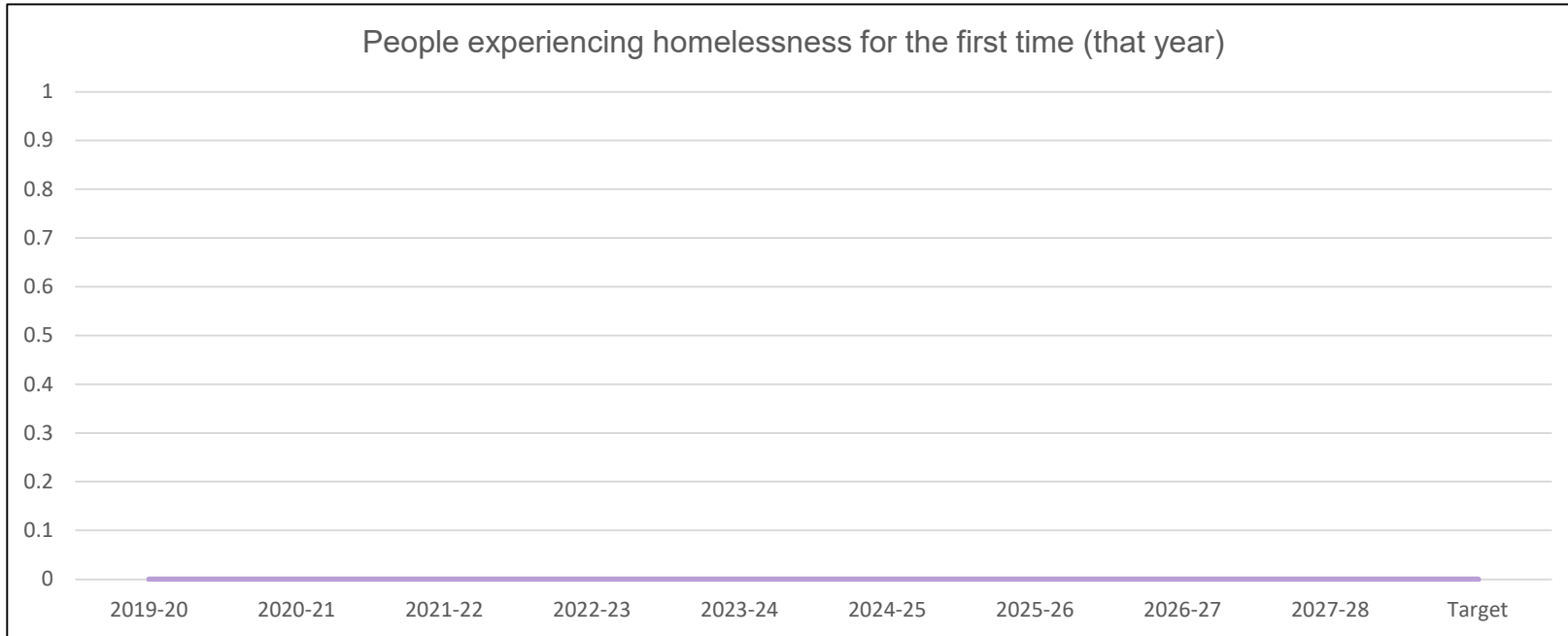
	2019-20	2020-21	2021-22	2022-23	2023-24	2024-25	2025-26	2026-27	2027-28	Target
People experiencing homelessness for at least one day (that year)	0	0	-	-	-	-	-	-	-	0



Please insert comment here

Outcome #2: Fewer people experience homelessness for the first time (new inflows into homelessness are reduced)

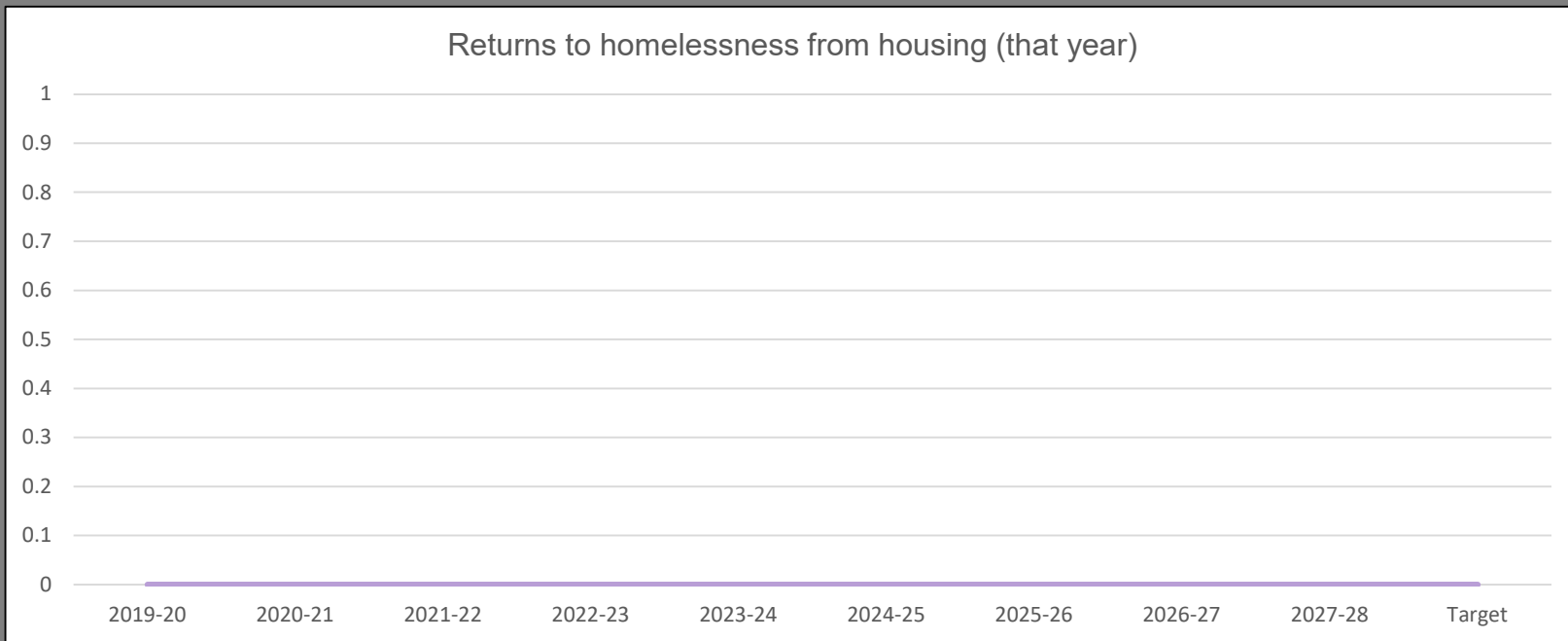
	2019-20	2020-21	2021-22	2022-23	2023-24	2024-25	2025-26	2026-27	2027-28	Target
People experiencing homelessness for the first time (that year)	0	0	-	-	-	-	-	-	-	0



Please insert comment here

Outcome #3: Fewer people return to homelessness from housing (returns to homelessness are reduced)

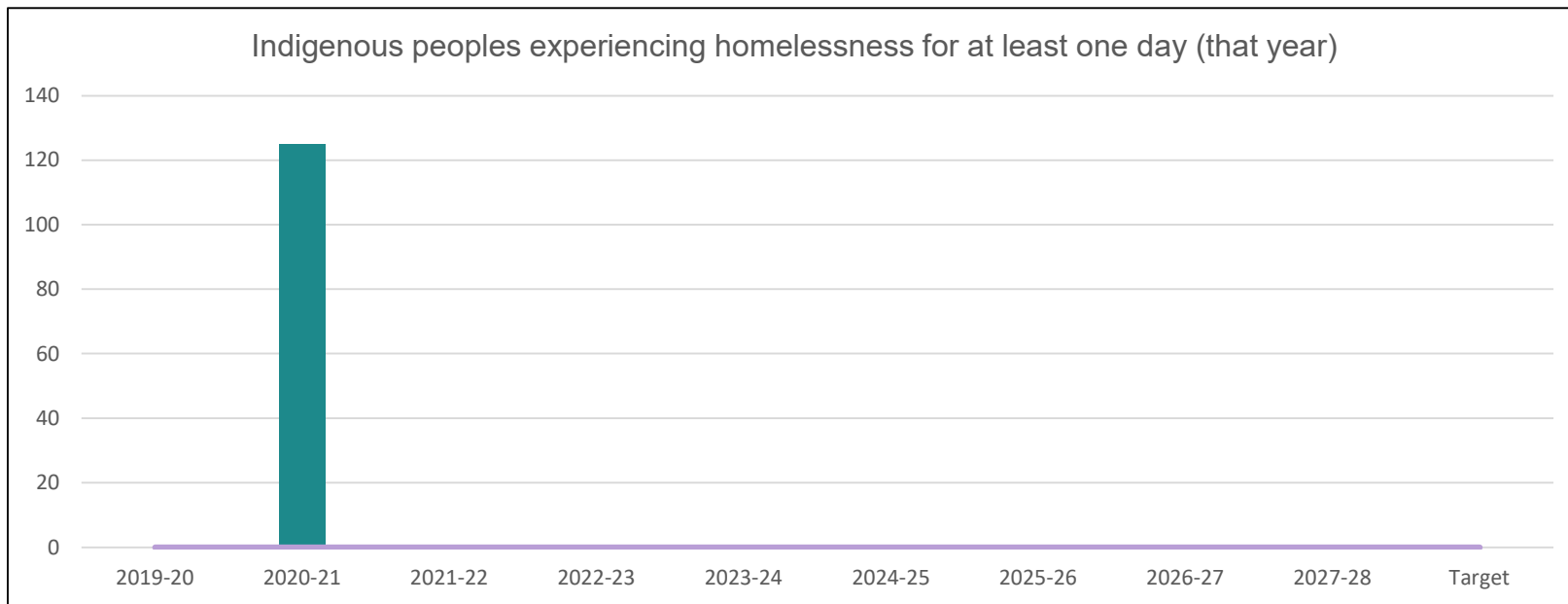
	2019-20	2020-21	2021-22	2022-23	2023-24	2024-25	2025-26	2026-27	2027-28	Target
Returns to homelessness from housing (that year)	N/A	N/A	-	-	-	-	-	-	-	TBD



Please insert comment here

Outcome #4: Fewer Indigenous peoples experience homelessness (Indigenous homelessness is reduced)

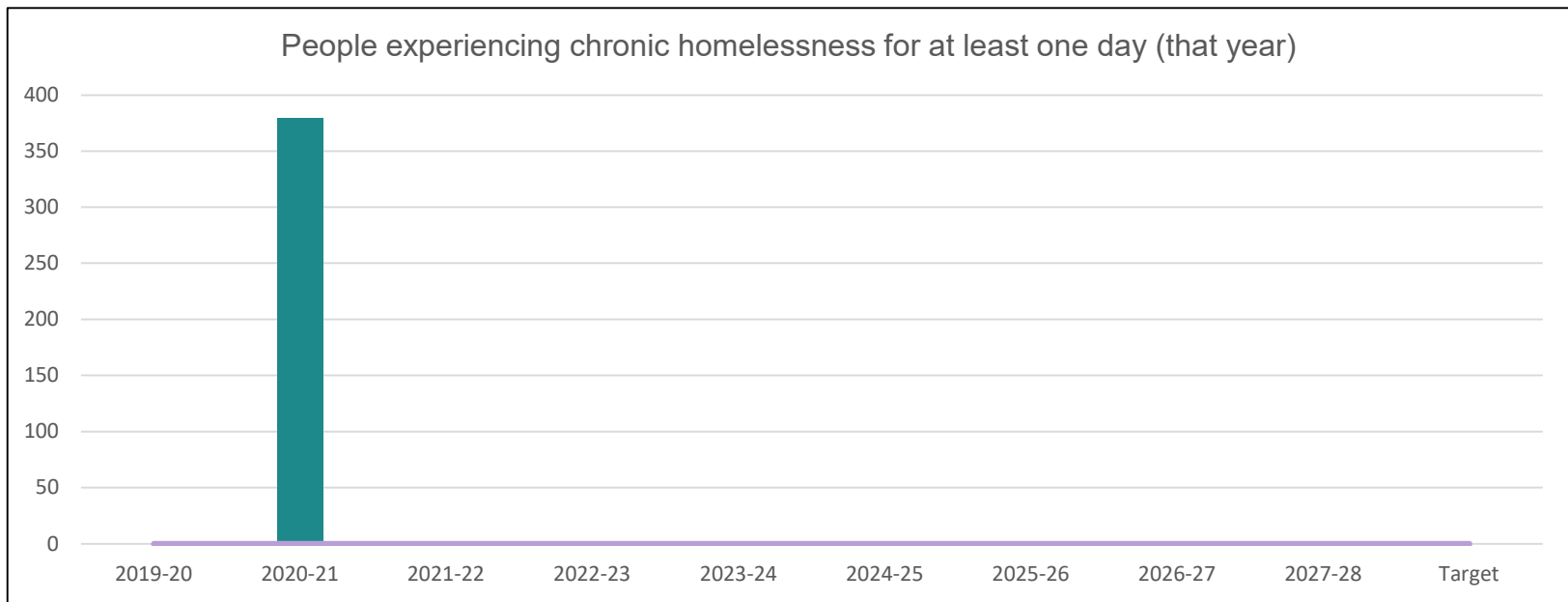
	2019-20	2020-21	2021-22	2022-23	2023-24	2024-25	2025-26	2026-27	2027-28	Target
Indigenous peoples experiencing homelessness for at least one day (that year)	N/A	125	-	-	-	-	-	-	-	TBD



Please insert comment here

Outcome #5: Fewer people experience chronic homelessness (chronic homelessness is reduced)

	2019-20	2020-21	2021-22	2022-23	2023-24	2024-25	2025-26	2026-27	2027-28	Target
People experiencing chronic homelessness for at least one day (that year)	N/A	379	-	-	-	-	-	-	-	#####



Target - TBD