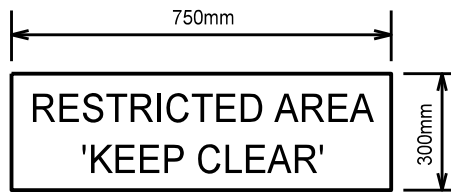
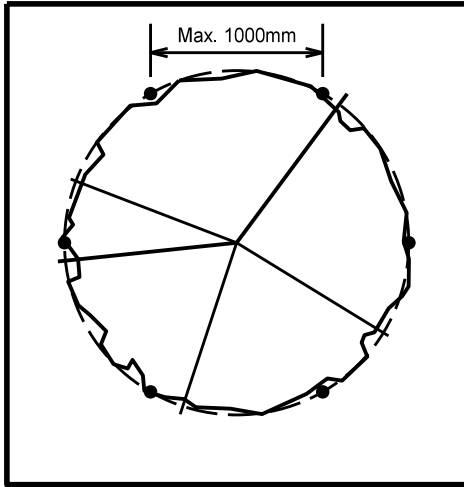


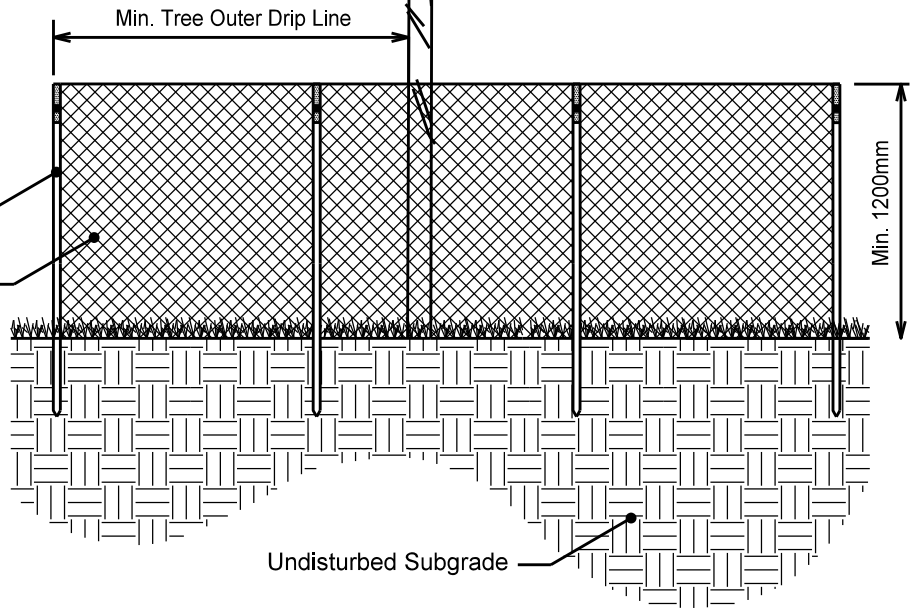
TOP VIEW



All-weather Signage-2/Fence (See Notes)

Steel T-Bar Stake 1830mm (See Notes)

Protection Barrier Fence (See Notes)



NOTES:

- ALLOW A MINIMUM 300MM SETBACK BETWEEN FENCE AND ANY PATHWAY, AND 600MM SETBACK BETWEEN FENCE AND BACK OF CURB.
- PROVIDE FOR CLEAR VISIBILITY OF SURFACE UTILITY EQUIPMENT, DRIVEWAY ACCESS, CROSSWALKS, ETC.
- THE PROTECTION BARRIER MUST BE CONSTRUCTED OF METAL FARM FENCE (MAXIMUM 50MM MESH SPACING), OR EQUIVALENT, SUBJECT TO PARKS APPROVAL. FASTEN FENCE TOGETHER AND TO STAKES USING WIRE FASTENERS.
- THE PROTECTION FENCING MUST BE SECURELY FASTENED TO STEEL T-BAR STAKES (1830MM) SPACED NO FURTHER THAN 1.0 METERS APART.
- THE PROTECTION BARRIER MUST CLEARLY DISPLAY 2 ALL-WEATHER SIGNAGE INDICATING THAT THE AREA WITHIN THE BARRIER IS A PROTECTED ZONE, I.E. NO STORAGE, DUMPING, PARKING, AND MACHINERY OPERATION ARE ALLOWED.
- PRIOR APPROVAL FROM THE PARKS DEPARTMENT IS REQUIRED TO EXCAVATE WITHIN THE PROTECTION ZONE.
- ONLY THE PARKS DEPARTMENT WILL BE AUTHORIZED, OR GRANT AUTHORIZATION TO ROOT OR BRANCH PRUNE WITHIN THE PROTECTION ZONE.

THE CITY OF RED DEER RECREATION, PARKS & CULTURE DEPARTMENT

DRAWN BY:
D.E.

PARKS STANDARD DRAWINGS
PLANTING SPECIFICATIONS

APPROVED BY:

DATE:
Dec. 9/2008

TREE PROTECTION FENCE

DEPARTMENT
MANAGER

SCALE:
N.T.S.

DRAWING NO.

50 08 05

NO.	DATE	REVISION
1	JAN 2010	PROTECTION BARRIER FENCE EXPANDED